

The background of the entire image is a construction site. In the foreground, there are stacks of metal beams and a worker in a blue uniform and yellow safety vest standing on a concrete slab. In the middle ground, a large structure is under construction, completely encased in a complex network of black metal scaffolding. Several other workers in safety gear are visible in the distance. The background features a city skyline with several tall, modern skyscrapers under a clear blue sky. Faint, glowing blue lines crisscross the sky, suggesting a digital or technological theme.


ACCELERATE CONSTRUCTION WITH IMPROVED PRODUCTIVITY


GET WORKERS AND MATERIALS TO THE RIGHT PLACE AT THE RIGHT TIME


One of the biggest logistical challenges during construction is getting workers and goods to the right place at the right time. With optimum planning, and the right combination of people flow solutions, builders can save hundreds of hours every day, cutting weeks or even months off construction schedules.

Our Construction Time Use solutions help to maximize elevator uptime and move construction site workers and materials around the building more efficiently during the building process.

KONE Construction Time Use Solutions include:

 KONE Construction Time Use elevators

 + KONE 24/7 Connected Services

 KONE JumpLift™

1 Improve jobsite experience with faster and safer construction

Because workers and materials can be transported inside the building, your construction site is a safer, more pleasant working environment for everyone.

2 Speed up construction with improved productivity

Save time and costs with highly efficient transportation of workers and materials during the construction phase.

3 Plan for success with KONE as your partner

From technicians to project managers, everyone involved in your project is committed to achieving the best possible end result and is supported by our world-class tools and processes to help them succeed.

IMPROVE JOBSITE EXPERIENCE WITH FASTER AND SAFER CONSTRUCTION

Less waiting

KONE Construction Time Use elevators travel faster than exterior hoists - at up to 4 m/s. So workers spend less time waiting and more time working.

Optimize logistics

Lower floors can be enclosed while core construction is going on higher up. Project management can be optimized and construction can be speeded up.

Reduce downtime

KONE Construction Time Use maintenance solutions make sure the elevators are operating optimally, every day, every shift.

Cut energy costs

KONE Construction Time Use elevators are more energy efficient than exterior hoists, saving thousands of kilowatt hours.

Improve safety

With vertical transportation taking place inside, and the facade enclosed sooner, transportation is safer and there will be fewer workdays lost due to weather.



KONE CONSTRUCTION TIME USE ELEVATORS

KONE Construction Time Use elevators are the final elevators equipped with protective materials so they can be used during construction. They operate at the same speed and load as the final elevators.

This enables smooth and efficient internal logistics as the building facade can be closed earlier. It is also safer and more cost-efficient.

Read more at [[kone.com/insert_your_URL](#)]



MAXIMIZE UPTIME WITH AI-POWERED PREDICTIVE MAINTENANCE

KONE 24/7 Connected Services takes uninterrupted people and material flow to a whole new level by minimizing interruptions to site operations caused by elevator downtime.

We connect your elevators to our cloud-based service and use artificial intelligence (AI) to provide valuable information on upcoming maintenance needs and any potential issues.

Read more at [[kone.com/insert_your_URL](#)]



INTELLIGENCE

AI-based predictive maintenance increases the value of your building and prolongs equipment lifetime.

SAFETY

Continuous performance and risk analysis reduces breakdowns and improves accessibility.

TRANSPARENCY

Equipment status and service reports, based on real usage data, keep you in the know.

SPEED UP CONSTRUCTION WITH IMPROVED PRODUCTIVITY

With KONE JumpLift™ you can use the building's internal elevator to transport people and materials far sooner than with traditional installation methods. Depending on the nature of your project, the elevator could be available weeks or even months earlier. With smoother, safer logistics your building can be completed and ready to start generating a return on investment more quickly.

Read more at [[kone.com/insert_your_URL](#)]

How to maximize the benefit of KONE JumpLift


- Planning guidance and construction process should be updated to enable systematic benefit realization **Reduce time to completion by up to 12 weeks**
- Construction site logistics and workflow plan should be updated to take into account the significantly earlier use of Construction Time Use (CTU) elevators

Available for Construction Time Use up to 4 weeks earlier




9-floor building

Reduce time to completion by up to 3 weeks



18-floor building

Reduce time to completion by up to 12 weeks



30-floor building

*) Estimations based on KONE traffic calculations and construction company feedback for typical buildings. Actual savings are project-dependent and will be estimated together with the customer.



PLAN FOR SUCCESS WITH KONE AS YOUR PARTNER

Your journey with KONE is a simple one. In a complex construction project, the pressure to stay on schedule and within plan is high. We are committed to making your life easier. Our people and partners, from technicians to project managers, are fully committed to the highest customer satisfaction in the industry.

That is why we have the best processes and tools to support you every step of the way.

PROFESSIONAL PROJECT MANAGEMENT

When you buy a solution from KONE, you're getting far more than just equipment and installation. Every single project we handle is led by a dedicated, accredited project manager with solid experience of running similar projects.

BUILDING INFORMATION MODELING (BIM)

We use digital planning techniques like BIM to prepare for the installation process. This helps to make you understand and optimize your construction project.

SITE READINESS

To make sure everything we need is in place before we begin installation, we can monitor and report the readiness state of the site.

EFFICIENT INSTALLATION

When it comes to installing your equipment, our goal is to keep everything tidy and efficient so that all personnel get their work done safely and on schedule. The KONE elevator installation process doesn't require scaffolding, which cuts costs and minimizes disruption to other construction work on site.

QUALITY ASSURANCE AND MAINTENANCE

Before your elevator is handed over, we take every necessary measure to ensure that you're taking delivery of a high-quality solution that will run as it should from day one. When you choose KONE as your maintenance partner, you'll benefit from a tailored maintenance plan for every single piece of equipment in your building.



KONE provides innovative and eco-efficient solutions for elevators, escalators, automatic building doors, and the systems that integrate them with today's intelligent buildings.

We support our customers every step of the way; from design, manufacturing, and installation to maintenance and modernization. KONE is a global leader in helping our customers manage the smooth flow of people and goods throughout their buildings.

Our commitment to customers is present in all KONE solutions. This makes us a reliable partner throughout the life cycle of the building. We challenge the conventional wisdom of the industry. We are fast, flexible, and we have a well-deserved reputation as a technology leader, with such innovations as KONE MonoSpace® DX, KONE NanoSpace™ DX and KONE UltraRope®.

KONE employs close to 57,000 dedicated experts to serve you globally and locally.

KONE CORPORATION

Corporate offices

Keilasatama 3
P.O. Box 7
FI-02151 Espoo
Finland
Tel. +358 (0)204 751

www.kone.com

This publication is for general informational purposes only and we reserve the right at any time to alter the product design and specifications. No statement in this publication shall be construed as a warranty or condition, express or implied, as to any product, its fitness for any particular purpose, merchantability, quality or representation of the terms of any purchase agreement. Minor differences between printed and actual colors may exist. KONE MonoSpace® DX, KONE EcoDisc®, KONE Care® and People Flow® are registered trademarks of KONE Corporation. Copyright © 2021 KONE Corporation.